

ELECTRONIC METER MOUNTING POSITIONS

STANDARD FLOW

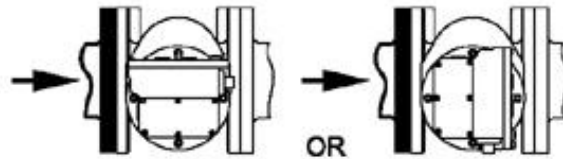
VERTICAL MOUNTING

FLOW FROM TOP TO BOTTOM



HORIZONTAL MOUNTING

FLOW FROM LEFT TO RIGHT

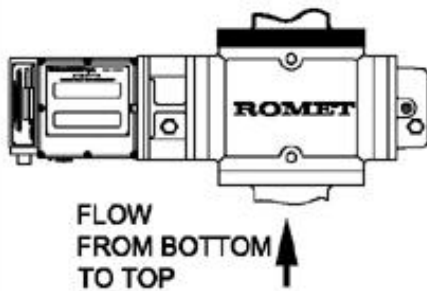


GROUND SURFACE

REVERSED FLOW

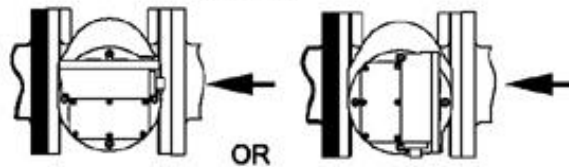
VERTICAL MOUNTING

FLOW FROM BOTTOM TO TOP



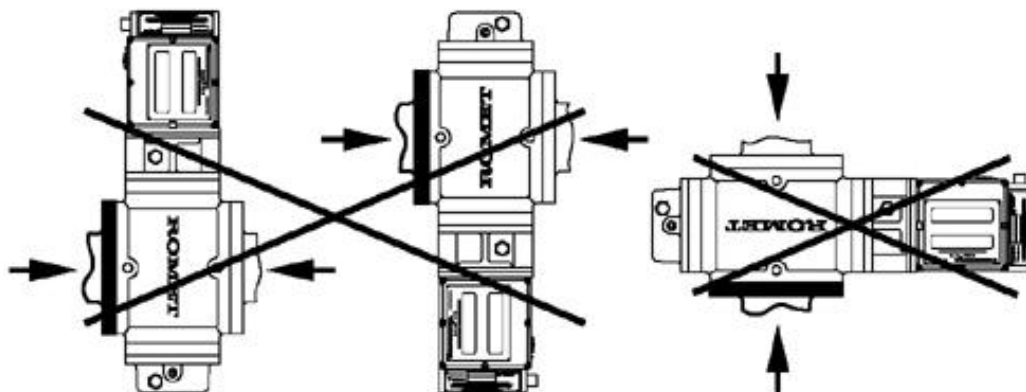
HORIZONTAL MOUNTING

FLOW FROM RIGHT TO LEFT



GROUND SURFACE

INCORRECT MOUNTING



GROUND SURFACE

NOTE: REFER TO BULLETIN 601
FOR OIL & MOUNTING INSTRUCTIONS.